



WORDLISTS FOR PENTESTER

Table of Contents

Abstract	3
What are Wordlists?	4
Wordlists in Kali Linux	4
Dirb Wordlists	5
Rockyou wordlist	6
Wfuzz Wordlists	6
Online Wordlists	9
Github Wordlists	9
Seclists	10
Assetnode Wordlists	12
Packetstorm Wordlists	12
Cleaning Wordlists	13
Crafting Wordlists	14
Cewl	14
Crafting Wordlist: Crunch	15
Crafting Wordlists: Cupp	16
Crafting Wordlists: Pydictor	17
Crafting Wordlists: Bopscrk	17
Crafting Wordlists: BEWGOR	19
Merging Wordlists: DyMerge	21
Crafting Wordlists: Mentalist	22
Hashcat/John Rules	23
Conclusion	24
References	24
About Us	25

Abstract

A Pentester is as good as their tools and when it comes to cracking the password, stressing authentication panels or even a simple **directory Bruteforce** it all drills down to the wordlists that you use. Today we are going to understand wordlists, look around for some good wordlists, run some tools to manage the wordlists, and much more.

Ever since the evolution of Penetration Testers has begun, one of the things we constantly see is that the attacker cracks the password of the target and gets in! Well in most of the depictions of the attacks in movies and series often show this situation in detail as it is the simplest attack to depict. No matter how simple cracking passwords or performing **Credential Stuffing** were once a ban on the Web Applications. Today we somehow have got a bit of control over them with the use of **CAPTCHA** or Rate Limiting but still, they are one of the effective attacks. The soul of such attacks is the wordlist.

What are Wordlists?

A wordlist is a file (a text file in most cases but not limited to it) that contains a set of values that the attacker requires to provide to test a mechanism. This is a bit complex, let's dilute it a bit to understand better. Whenever an attacker is faced with an Authentication Mechanism, they can try to work around it but if that is not possible then the attacker has to try some well-known credentials into the Authentication Mechanism to try and guess. This list of well known credentials is a wordlist. And instead of manually entering the values one by one, the attacker uses a tool or script to automate this process. Similarly, in the case of cracking hash values, the tool uses the wordlists and encodes the entries of wordlists into the same hash and then uses a string compare function to match the hashes. If a match is found then the hash is deemed as cracked. It can be observed that the importance of wordlist is paramount in the Cyber Security World.

Wordlists in Kali Linux

Since Kali Linux was specially crafted to perform Penetration Testing, it is full of various kinds of wordlists. This is because of the various tools that are present in the Kali Linux to perform Bruteforce Attacks on Logins, Directories, etc. Let's go through some of the wordlists from the huge arsenal of wordlists Kali Linux contain.

Wordlists are located inside the `/usr/share` directory. Here, we have the `dirb` directory for the wordlists to be used while using the `dirb` tool to perform Directory Bruteforce. Then we have the `dirbuster` that is a similar tool that also performs Directory Bruteforce but with some additional options. Then we have a `fern-wifi` directory which helps to break the Wi-Fi Authentications. Then we have the `Metasploit` which uses wordlists for almost everything. Then there is a `nmap` wordlist that contains that can be used while scanning some specific services. Then we have the Rockstar of Wordlists: `rockyou`. This is compressed by default and you will have to extract it before using it. It is very large with 1,44,42,062 values that could be passwords for a lot of user accounts on the internet. At last, we have the `wfuzz` directory that has the wordlists that can be used clubbed with `wfuzz`.



Location: `/usr/share/wordlists`

```
(root@kali)~/usr/share/wordlists/metasploit
# cd /usr/share/wordlists

(root@kali)~/usr/share/wordlists
# ls -la
total 136660
drwxr-xr-x  2 root root    4096 Feb 26 14:57 .
drwxr-xr-x 351 root root  12288 Mar 11 12:42 ..
lrwxrwxrwx  1 root root     25 Nov 17 07:24 dirb -> /usr/share/dirb/wordlists
lrwxrwxrwx  1 root root     30 Nov 17 07:24 dirbuster -> /usr/share/dirbuster/wordlists
lrwxrwxrwx  1 root root     41 Nov 17 07:24 fasttrack.txt -> /usr/share/set/src/fasttrack/wordlist.txt
lrwxrwxrwx  1 root root     45 Nov 17 07:24 fern-wifi -> /usr/share/fern-wifi-cracker/extras/wordlists
lrwxrwxrwx  1 root root     46 Nov 17 07:24 metasploit -> /usr/share/metasploit-framework/data/wordlists
lrwxrwxrwx  1 root root     41 Nov 17 07:24 nmap.lst -> /usr/share/nmap/nselib/data/passwords.lst
-rw-r--r--  1 root root 139921507 Feb 26 14:50 rockyou.txt
lrwxrwxrwx  1 root root     25 Nov 17 07:24 wfuzz -> /usr/share/wfuzz/wordlist
```

Dirb Wordlists

To take a closer look at one of the directories, we use the tree command to list all the wordlists inside the dirb directory. Here we have different wordlists that differ in size and languages. There is an extensions wordlist too so that the attacker can use that directory to perform a Directory Bruteforce. There are some application-specific wordlists such as apache.txt or sharepoint.txt as well.



Location: /usr/share/wordlists/dirb

```
(root@kali)-[~/usr/share/wordlists]
└─# cd dirb

(root@kali)-[~/usr/share/wordlists/dirb]
└─# tree
.
├── big.txt
├── catala.txt
├── common.txt
├── euskera.txt
├── extensions_common.txt
├── indexes.txt
├── mutations_common.txt
├── others
│   ├── best1050.txt
│   ├── best110.txt
│   ├── best15.txt
│   └── names.txt
├── small.txt
├── spanish.txt
├── stress
│   ├── alphanum_case_extra.txt
│   ├── alphanum_case.txt
│   ├── char.txt
│   ├── doble_uri_hex.txt
│   ├── test_ext.txt
│   ├── unicode.txt
│   └── uri_hex.txt
├── vulns
│   ├── apache.txt
│   ├── axis.txt
│   ├── cgis.txt
│   ├── coldfusion.txt
│   ├── domino.txt
│   ├── fatwire_pagenames.txt
│   ├── fatwire.txt
│   ├── frontpage.txt
│   └── hnsmb.txt
```

Rockyou wordlist

Rockyou.txt is a set of compromised passwords from the social media application developer also known as RockYou. It developed widgets for the Myspace application. In December 2009, the company experienced a data breach resulting in the exposure of more than 32 million user accounts. It was mainly because of the company's policy of storing the passwords in cleartext.



Location: `/usr/share/wordlists`

When first booting Kali Linux, it will be compressed in a gz file. To unzip run the following command. It will decompress and ready for use on any kind of attack you want.

```
gzip -d /usr/share/wordlists/rockyou.txt.gz
```

```
(root@kali)-[~/usr/share/wordlists]
└─# ls -la
-rw-r--r-- 1 root root 139921507 Feb 26 14:50 rockyou.txt
```

Wfuzz Wordlists

Wfuzz tool was developed to perform Bruteforcing attacks on web applications. It can further be used to enumerate web applications as well. It can enumerate directories, files, and scripts, etc. It can change the request from GET to POST as well. That is helpful in a bunch of scenarios such as checking for SQL Injections. It comes with a set of predefined wordlists. These wordlists are designed to be used with wfuzz but they can be used anywhere you desire. The wordlists are divided into categories such as general, Injections, stress, vulns, web services, and others.



Location: `/usr/share/wordlists/wfuzz`

```

(root@kali)-[/usr/share/wordlists]
└─# tree
.
├── dirb → /usr/share/dirb/wordlists
├── dirbuster → /usr/share/dirbuster/wordlists
├── fasttrack.txt → /usr/share/set/src/fasttrack/wordlist.txt
├── fern-wifi → /usr/share/fern-wifi-cracker/extras/wordlists
├── metasploit → /usr/share/metasploit-framework/data/wordlists
├── nmap.lst → /usr/share/nmap/nselib/data/passwords.lst
├── rockyou.txt
└── wfuzz → /usr/share/wfuzz/wordlist

5 directories, 3 files

(root@kali)-[/usr/share/wordlists]
└─# cd wfuzz

(root@kali)-[/usr/share/wordlists/wfuzz]
└─# tree
.
├── general
│   ├── admin-panels.txt
│   ├── big.txt
│   ├── catala.txt
│   ├── common.txt
│   ├── euskera.txt
│   ├── extensions_common.txt
│   ├── http_methods.txt
│   ├── medium.txt
│   ├── megabeast.txt
│   ├── mutations_common.txt
│   ├── spanish.txt
│   └── test.txt
├── Injections
│   ├── All_attack.txt
│   ├── bad_chars.txt
│   ├── SQL.txt
│   ├── Traversal.txt
│   ├── XML.txt
│   └── XSS.txt
├── others
│   ├── common_pass.txt
│   └── names.txt
├── stress
│   ├── alphanum_case_extra.txt
│   ├── alphanum_case.txt
│   ├── char.txt
│   ├── doble_uri_hex.txt
│   ├── test_ext.txt
│   └── uri_hex.txt
└── vulns
    ├── apache.txt
    ├── cgis.txt
    ├── coldfusion.txt
    ├── dirTraversal-nix.txt
    ├── dirTraversal.txt
    └── dirTraversal-win.txt

```

Looking into the Injections directory we see that we have an All_attack.txt that is a pretty generic wordlist for testing injections. Then we have a specific one for SQL, Directory Traversal, XML, XSS injections. Moving onto the general directory, we see that we have the big.txt that we discussed in the Dirb section. We have common.txt that also is the default wordlist in many tools due to its small size. Then we have the extensions_common.txt which contains like 25-ish extensions that might be enumerated some files that can be considered low-hanging fruits. Then we have the http_methods.txt wordlist. It contains the HTTP Methods such as POST, GET, PUT, etc. They can be used while testing if the target application has any misconfigured methods enabled or they forgot to disable them at the application and server level. mutations_common.txt also contains a bunch of uncommon extensions that could lead to the enumerations of rare artifacts.

```
(root@kali)-[~/usr/share/wordlists/wfuzz/Injections]
└─# cat XSS.txt
"><script>"
<script>alert("WXSS")</script>
<<script>alert("WXSS");//<</script>
<script>alert(document.cookie)</script>
'><script>alert(document.cookie)</script>
'><script>alert(document.cookie);</script>
\";alert('XSS');//
%3cscript%3ealert("WXSS");%3c/script%3e
%3cscript%3ealert(document.cookie);%3c%2fscript%3e
%3Cscript%3Ealert(%22X%20SS%22);%3C/script%3E
&lt;script&gt;alert(document.cookie);</script>
&lt;script&gt;alert(document.cookie);&lt;script&gt;alert
<xss><script>alert('WXSS')</script></vulnerable>
<IMG%20SRC='javascript:alert(document.cookie)'\>
<IMG%20SRC="javascript:alert('WXSS');">
<IMG%20SRC="javascript:alert('WXSS')">
<IMG%20SRC=javascript:alert('WXSS')>
<IMG%20SRC=JaVaScRiPt:alert('WXSS')>
<IMG%20SRC=javascript:alert('WXSS');>
<IMG%20SRC="javascript:alert('WXSS')`">
<IMG%20" "><SCRIPT>alert("WXSS")</SCRIPT>">
<IMG%20SRC=javascript:alert(String.fromCharCode(88,83,83))>
<IMG%20SRC="javasc      ript:alert(document.cookie)'\>
<IMG%20SRC="jav ascript:alert('WXSS');">
<IMG%20SRC="jav&#x09;ascript:alert('WXSS');">
<IMG%20SRC="jav&#x0A;ascript:alert('WXSS');">
<IMG%20SRC="jav&#x0D;ascript:alert('WXSS');">
<IMG%20SRC="%20&#14;%20javascript:alert('WXSS');">
<IMG%20DYNsrc="javascript:alert('WXSS')">
<IMG%20LOWsrc="javascript:alert('WXSS')">
```

Then we have the spanish.txt wordlist for the as you have guessed it for Spanish words/names/passwords. The other directory contains the common passwords and names that can be used to extract usernames or passwords at some forget password form where it responds with such messages that the user exists or it doesn't exist. Let's move onto the stress directory. It contains a wordlist designed to stress test the mechanism. It contains wordlists that contain the alphabets or numbers or special characters and hex codes for the same. Then we have the vulns directory, which contains the wordlists specially made for testing a particular vulnerability. We have the apache wordlist, CGI wordlist, directory wordlist, iis wordlist,

oracle9 wordlist, SharePoint wordlist, tomcat wordlist, and many more. Use these wordlists into a specific scenario where you are confirmed about the framework and versioning information and just use it to target a particular entry point.

Online Wordlists

Github Wordlists

We learned about the huge collection that Kali Linux contains. But sometimes they tend to be not as latest as we require. This can happen in a scenario in which a new 0-day has been discovered. There will be no entry in those dictionaries. This is where we can go wild searching on the internet but it is vast and takes more time. This is where we can snoop in GitHub as many people might create such a dictionary. So, searching GitHub might give you those new and fresh dictionaries or it can help you find that specific dictionary that you require to fuzz a specific framework.



Location: `/usr/share/wordlists/wfuzz`



Link: [GitHub Wordlists](#)

The screenshot shows a GitHub search page for the term 'wordlists'. The search results are sorted by 'Best match' and show 2,286 repository results. The top results are:

- berzerk0/Probable-Wordlists**: Version 2 is live! Wordlists sorted by probability originally created for password generation and testing - make sure...
Tags: dictionary, password, wordlist, password-strength, password-safety, dictionary-attack
6.9k stars, CC-BY-SA-4.0 license, Updated on Dec 4, 2019
- xajkep/wordlists**: Infosec Wordlists
Tags: security, dictionary, discovery, fuzzing, infosec, recon, payloads, wordlists
271 stars, Python, Updated on Jan 21, 2020
- kennyn510/wpa2-wordlists**: A collection of wordlists dictionaries for password cracking
Tags: dictionaries, wordlist, passwords, wireless-network, kali-linux
595 stars, Shell, Updated on May 14, 2020
- geovedi/indonesian-wordlist**: Indonesian wordlist
140 stars, Updated on Feb 18, 2016
- jeanphorn/wordlist**: Collection of some common wordlists such as RDP password, user name list, ssh password wordlist for brute force. IP C...
875 stars, Updated on Apr 2, 2016
- ZephrFish/Wordlists**: Various Payload wordlists
186 stars, Updated on Aug 1, 2020

The left sidebar shows repository statistics: Repositories (2K), Code (?), Commits (73K), Issues (4K), Discussions (Beta, 2), Packages (2), Marketplace (0), Topics (7), Wikis (566), and Users (3). The Languages section lists: Python (775), Shell (131), Java (113), JavaScript (77), C (57), C++ (54), Perl (43), Go (41), Ruby (35), and PHP (33).

Seclists

Seclists are a collection of multiple types of wordlists that can be used during Penetration Testing or Vulnerability Assessment, all collected in one place. These wordlists can contain usernames, passwords, URLs, sensitive data patterns, fuzzing payloads, web shells, etc. To install on Kali Linux, we will use the apt command followed by the Seclists as shown in the image below.

 [GitHub: Seclists](#)

```
gzip -d /usr/share/wordlists/rockyou.txt.gz
```

```
(root@kali)-[~]
└─# apt install seclists
Reading package lists... Done
Building dependency tree... Done
Reading state information... Done
The following packages were automatically installed and are no longer required:
  galera-3 libcapstone3 libconfig-inifiles-perl libcrypto++6 libffi7
  libpython3.8-dev libpython3.8-minimal libpython3.8-stdlib libpython3.8
  python3-atomicwrites python3.8 python3.8-dev python3.8-minimal
  xfce4-statusnotifier-plugin xfce4-weather-plugin
Use 'apt autoremove' to remove them.
The following NEW packages will be installed:
```

The installation will create a directory by the name of Seclists inside the /usr/share location. Going through we can see the different categories of wordlists such as Discovery, Fuzzing, IOCs, Misc, Passwords, Pattern Matching, Payloads, Usernames, and Web-Shells.

```

(root@kali)-[~]
└─# cd /usr/share/seclists

(root@kali)-[/usr/share/seclists]
└─# ls -la
total 56
drwxr-xr-x 11 root root 4096 Mar 17 14:07 .
drwxr-xr-x 352 root root 12288 Mar 17 14:06 ..
drwxr-xr-x 9 root root 4096 Mar 17 14:06 Discovery
drwxr-xr-x 8 root root 4096 Mar 17 14:07 Fuzzing
drwxr-xr-x 2 root root 4096 Mar 17 14:07 IOCs
drwxr-xr-x 5 root root 4096 Mar 17 14:07 Miscellaneous
drwxr-xr-x 12 root root 4096 Mar 17 14:07 Passwords
drwxr-xr-x 3 root root 4096 Mar 17 14:07 Pattern-Matching
drwxr-xr-x 9 root root 4096 Mar 17 14:07 Payloads
-rw-r--r-- 1 root root 1953 Feb 11 16:59 README.md
drwxr-xr-x 4 root root 4096 Mar 17 14:07 Usernames
drwxr-xr-x 9 root root 4096 Mar 17 14:07 Web-Shells

(root@kali)-[/usr/share/seclists]
└─# cd Passwords

(root@kali)-[/usr/share/seclists/Passwords]
└─# tree
.
├── 2020-200_most_used_passwords.txt
├── BiblePass
│   ├── BiblePass_part01.txt
│   ├── BiblePass_part02.txt
│   ├── BiblePass_part03.txt
│   ├── BiblePass_part04.txt
│   ├── BiblePass_part05.txt
│   ├── BiblePass_part06.txt
│   ├── BiblePass_part07.txt
│   ├── BiblePass_part08.txt
│   ├── BiblePass_part09.txt
│   ├── BiblePass_part10.txt
│   ├── BiblePass_part11.txt
│   ├── BiblePass_part12.txt
│   ├── BiblePass_part13.txt
│   ├── BiblePass_part14.txt
│   ├── BiblePass_part15.txt
│   ├── BiblePass_part16.txt
│   └── BiblePass_part17.txt
├── bt4-password.txt
├── cirt-default-passwords.txt
├── clarkson-university-82.txt
├── Common-Credentials
│   ├── 100k-most-used-passwords-NCSC.txt
│   ├── 10k-most-common.txt
│   ├── 10-million-password-list-top-1000000.txt
│   ├── 10-million-password-list-top-100000.txt
│   ├── 10-million-password-list-top-10000.txt
│   ├── 10-million-password-list-top-1000.txt
│   ├── 10-million-password-list-top-100.txt
│   ├── 10-million-password-list-top-500.txt
│   └── 500-worst-passwords.txt
├── best1050.txt

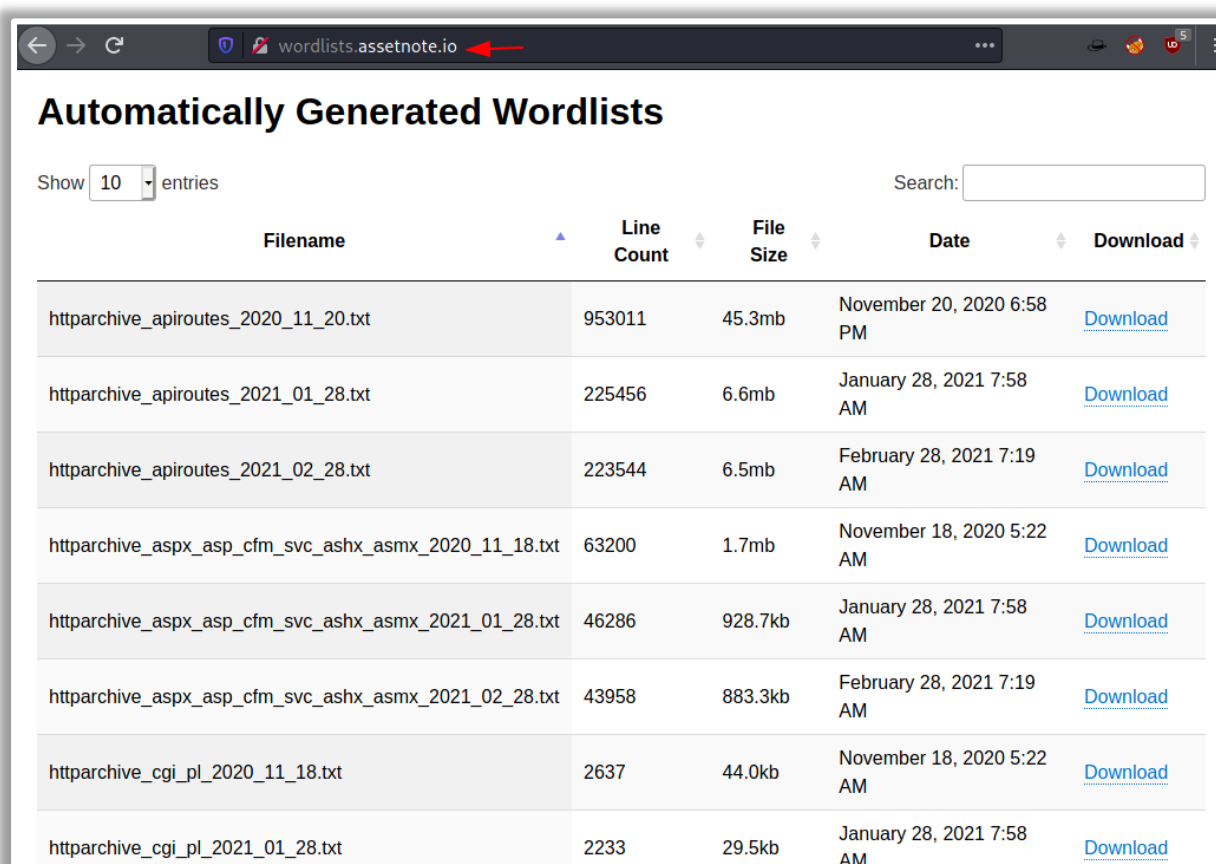
```

Assetnode Wordlists

The Assetnode Wordlist releases a specially curated wordlist for a whole wide range of areas such as the subdomain discovery or special artifacts discovery. The best part is that it gets updated on the 28th of Each month as per their website. This is the next best thing that was released ever since the Seclists. To download all wordlists at once anybody can use the following wget command.

🔗 Website: [Assetnote Wordlists](https://wordlists-cdn.assetnote.io/)

```
wget -r --no-parent -R "index.html*" https://wordlists-cdn.assetnote.io/ -nH
```



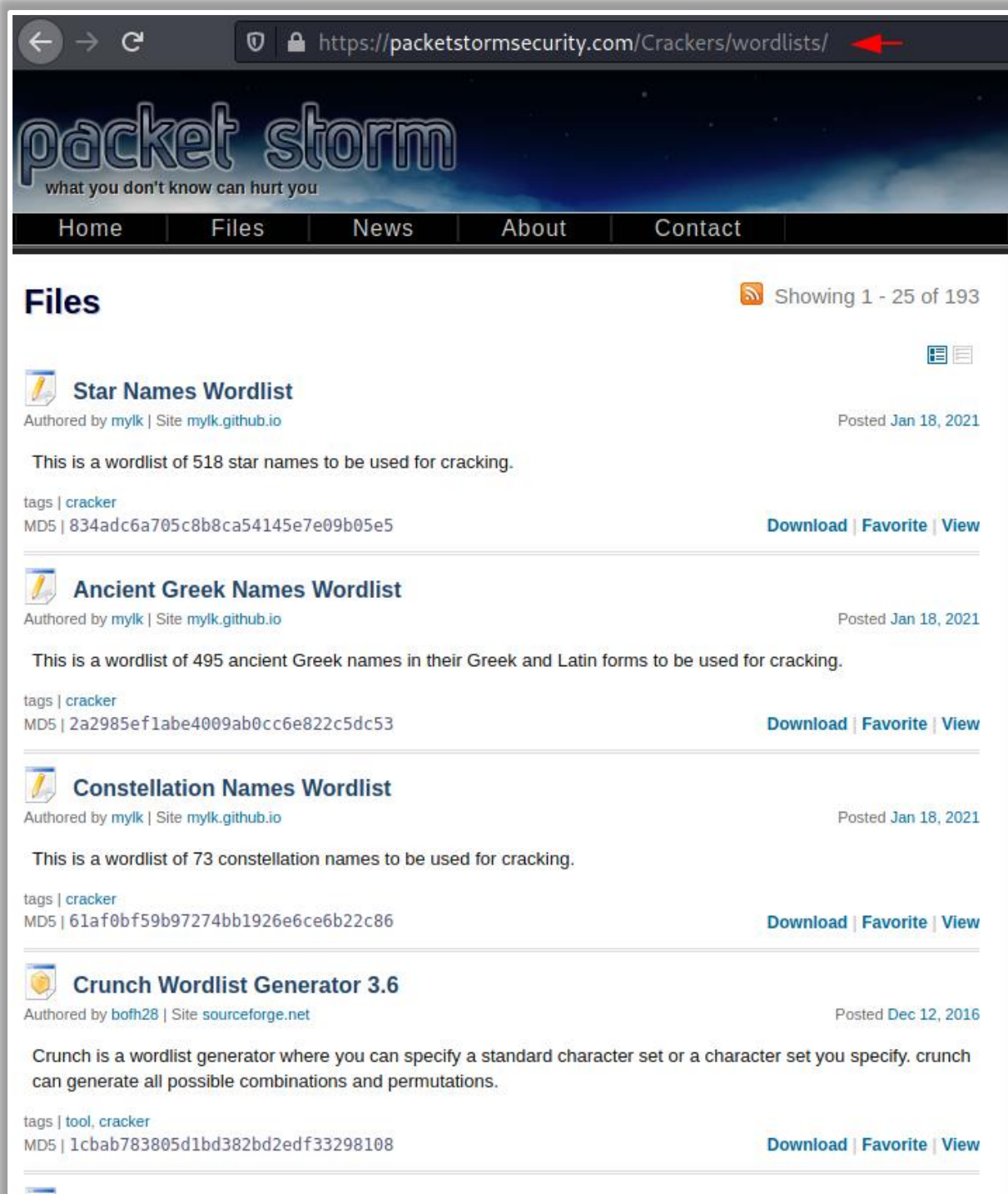
The screenshot shows a web browser window with the URL wordlists.assetnote.io. The page title is "Automatically Generated Wordlists". Below the title, there is a search bar and a "Show 10 entries" dropdown. The main content is a table with columns for Filename, Line Count, File Size, Date, and Download. The table lists several wordlists, including those for httparchive_apiroutes and httparchive_aspx_asp_cfm_svc_ashx_asmx, with their respective line counts, file sizes, and dates.

Filename	Line Count	File Size	Date	Download
httparchive_apiroutes_2020_11_20.txt	953011	45.3mb	November 20, 2020 6:58 PM	Download
httparchive_apiroutes_2021_01_28.txt	225456	6.6mb	January 28, 2021 7:58 AM	Download
httparchive_apiroutes_2021_02_28.txt	223544	6.5mb	February 28, 2021 7:19 AM	Download
httparchive_aspx_asp_cfm_svc_ashx_asmx_2020_11_18.txt	63200	1.7mb	November 18, 2020 5:22 AM	Download
httparchive_aspx_asp_cfm_svc_ashx_asmx_2021_01_28.txt	46286	928.7kb	January 28, 2021 7:58 AM	Download
httparchive_aspx_asp_cfm_svc_ashx_asmx_2021_02_28.txt	43958	883.3kb	February 28, 2021 7:19 AM	Download
httparchive_cgi_pl_2020_11_18.txt	2637	44.0kb	November 18, 2020 5:22 AM	Download
httparchive_cgi_pl_2021_01_28.txt	2233	29.5kb	January 28, 2021 7:58 AM	Download

Packetstorm Wordlists

Packet Storm Security is an information security website that offers current and historical computer security tools, exploits, and security advisories. It is operated by a group of security enthusiasts that publish new security information and offer tools for educational and testing purposes. But much to our surprise, it also publishes wordlists. Any user that has crafter some specified wordlist can submit their wordlist on their website. So, if you are looking for a unique wordlist be sure to check it out.

🔗 Link: [Pack Strom Security Wordlists](#)



The screenshot shows a web browser window with the URL <https://packetstormsecurity.com/Crackers/wordlists/>. The website header features the 'packet storm' logo with the tagline 'what you don't know can hurt you' and a navigation menu with links for Home, Files, News, About, and Contact. The main content area is titled 'Files' and shows a list of four wordlists, each with a description, author information, tags, MD5 hash, and download links.

Files Showing 1 - 25 of 193

Star Names Wordlist
 Authored by mylk | Site mylk.github.io | Posted Jan 18, 2021
 This is a wordlist of 518 star names to be used for cracking.
 tags | [cracker](#)
 MD5 | 834adc6a705c8b8ca54145e7e09b05e5 [Download](#) | [Favorite](#) | [View](#)

Ancient Greek Names Wordlist
 Authored by mylk | Site mylk.github.io | Posted Jan 18, 2021
 This is a wordlist of 495 ancient Greek names in their Greek and Latin forms to be used for cracking.
 tags | [cracker](#)
 MD5 | 2a2985ef1abe4009ab0cc6e822c5dc53 [Download](#) | [Favorite](#) | [View](#)

Constellation Names Wordlist
 Authored by mylk | Site mylk.github.io | Posted Jan 18, 2021
 This is a wordlist of 73 constellation names to be used for cracking.
 tags | [cracker](#)
 MD5 | 61af0bf59b97274bb1926e6ce6b22c86 [Download](#) | [Favorite](#) | [View](#)

Crunch Wordlist Generator 3.6
 Authored by bofh28 | Site sourceforge.net | Posted Dec 12, 2016
 Crunch is a wordlist generator where you can specify a standard character set or a character set you specify. crunch can generate all possible combinations and permutations.
 tags | [tool](#), [cracker](#)
 MD5 | 1cbab783805d1bd382bd2edf33298108 [Download](#) | [Favorite](#) | [View](#)

Cleaning Wordlists

Till now we saw multiple wordlists that contain thousands and thousands of entries inside them. Now during penetration testing on your vulnerable server or any CTF, it is possibly fine as they are designed to handle this kind of bruteforce but when we come to the real-life scenario things get a little complicated. As in real life, no development team or owner is going to permit you to perform a thousand after thousand wordlist bruteforce. This can hamper its quality of service to other customers. So, we should decrease the wordlist entries. I know it sounds

counterproductive but it is not. The wordlists might contain some payloads that might be exceeding 100 characters or even be too specific for them to extract anything directly. Then we do have some payloads that are the way to similar to each other that if we replace any one of them, the result remains the same. Jon Barber created a script that can remove noisy characters such as ! (, % . Furthermore, tidy the wordlist so that it can be more effective.

🔗 [GitHub: CleanWordlist.sh](#)

```
./clean_wordlists.sh HTML5sec-Injections-Jhaddix.txt
```

```
(root@kali)-[~]
└─# ./clean_wordlist.sh HTML5sec-Injections-Jhaddix.txt
[+] Cleaning HTML5sec-Injections-Jhaddix.txt
[-] Removed 129 lines
[+] Wordlist is now 8 lines
[+] Done

(root@kali)-[~]
└─# diff HTML5sec-Injections-Jhaddix.txt_cleaned <(sort HTML5sec-Injections-Jhaddix.txt) | more
0a1,24
> 0?<script>Worker("#").onmessage=function(_)_eval(_.data)</script> :postMessage(importScripts('data:;base64
> 1<a href=#><line xmlns=urn:schemas-microsoft-com:VML style=behavior:url(#default#VML);position:absolute H
> 1<animate/xmlns=urn:schemas-microsoft-com:time style=behavior:url(#default#time2) attributename=innerhtn
> 1<set/xmlns=`urn:schemas-microsoft-com:time` style=`beh6#x41vior:url(#default#time2)` attributename=`inne
> 1<vmlframe xmlns=urn:schemas-microsoft-com:VML style=behavior:url(#default#VML);position:absolute;width:1
> +ADw-html+AD4APA-body+AD4APA-div+AD4-top secret+ADw-/div+AD4APA-/body+AD4APA-/html+AD4-.toXMLString().mat
> [A]<? foo="><script>alert(1)</script>><! foo="><script>alert(1)</script>></ foo="><script>alert(1)</sc
foo="%><script>alert(1)</script>>"
> <a href="[a]java[b]script[c]:alert(1)">XXX</a>
> <a href="http://attacker.org"> <iframe src="http://example.org/"></iframe></a>
> <a href="javascript:alert(1)"><event-source src="data:application/x-dom-event-stream,Event:click%0Adata:
> <a style="behavior:url(#default#AnchorClick);" folder="javascript:alert(1)">XXX</a>
> <a style="-o-link:'javascript:alert(1)';-o-link-source:current">X</a>
> <a style="pointer-events:none;position:absolute;"><a style="position:absolute;" onclick="alert(1);">XXX</
> <b>drag and drop one of the following strings to the drop box:</b><br/><hr/>javascript:alert('Top Page Lo
ment.location+' Host Page Cookies: '+document.cookie);//<br/><hr/>feed:data:text/html,8#x3c;script>alert('T
t:javaScript:feed:alert('Top Page Location: '+document.location+' Host Page Cookies: '+document.cookie);//</
```

We can check the lines that were removed from the HTML5 Injection wordlist using the diff command as shown in the image above.

```
diff HTML5sec-Injections-Jhaddix.txt_cleaned < (sort
HTML5sec-Injections-Jhaddix.txt) | more
```

Crafting Wordlists

Cewl

CeWL is a Ruby application that spiders a given URL to a specified depth, optionally following external links, and returns a list of words that can then be used for password crackers such as John the Ripper. CeWL also has an associated command-line app, FAB (Files Already Bagged) which uses the same metadata extraction techniques to create author/creator lists from already downloaded. Here we are running CeWL against the tart URL and saving the output into a wordlist by the name of dict.txt.

🔗 [GitHub: CeWL – Custom Word List generator](#)

Learn More: [Comprehensive Guide on CeWL Tool](#)

```
(root@kali)-[~]
└─# cewl https://www.ignitetechnologies.in/ -w dict.txt
CeWL 5.4.8 (Inclusion) Robin Wood (robin@digi.ninja) (https://digi.ninja/)

(root@kali)-[~]
└─# head dict.txt
featured
end
the
icon
title
Testing
Penetration
ttm
Training
Security
```

Crafting Wordlist: Crunch

Crunch is a wordlist generator where you can specify a standard character set or a character set you specify. crunch can generate all possible combinations and permutations. Here, we used crunch to craft a wordlist with a minimum of 2 and a maximum of 3 characters and writing the output inside a wordlist by the name of dict.txt.

Learn More: [Comprehensive Guide on Crunch Tool](#)

```
(root@kali)-[~]
└─# crunch 2 3 -o dict.txt
Crunch will now generate the following amount of data: 72332 bytes
0 MB
0 GB
0 TB
0 PB
Crunch will now generate the following number of lines: 18252
crunch: 100% completed generating output

(root@kali)-[~]
└─# head dict.txt
aa
ab
ac
ad
ae
af
ag
ah
ai
aj
```

Crafting Wordlists: Cupp

A weak password might be very short or only use alphanumeric characters, making decryption simple. A weak password can also be easily guessed by someone profiling the user, such as a birthday, nickname, address, name of a pet or relative, or a common word such as God, love, money, or password. This is where Cupp comes into use as it can be used in situations like legal penetration tests or forensic crime investigations. Here, we are creating a wordlist that is specific for a person named Raj. We enter the details and upon submission, we have a wordlist that is generated especially for this user.

🔗 **GitHub:** [CUPP – Common User Passwords Profiler](#)

Learn More: [Comprehensive Guide on Cupp– A wordlist Generating Tool](#)

```
(root@kali)-[~]
└─# cupp -i

cupp.py!                                     # Common
                                             # User
                                             # Passwords
                                             # Profiler

[ Muris Kurgas | j0rgan@remote-exploit.org ]
[ Mebus | https://github.com/Mebus/ ]

[+] Insert the information about the victim to make a dictionary
[+] If you don't know all the info, just hit enter when asked! ;)

> First Name: raj
> Surname: chandel
> Nickname:
> Birthdate (DDMMYYYY):

> Partners) name:
> Partners) nickname:
> Partners) birthdate (DDMMYYYY):

> Child's name:
> Child's nickname:
> Child's birthdate (DDMMYYYY):

> Pet's name:
> Company name:

> Do you want to add some key words about the victim? Y/[N]:
> Do you want to add special chars at the end of words? Y/[N]:
> Do you want to add some random numbers at the end of words? Y/[N]:
> Leet mode? (i.e. leet = 1337) Y/[N]:

[+] Now making a dictionary ...
[+] Sorting list and removing duplicates ...
[+] Saving dictionary to raj.txt, counting 150 words.
[+] Now load your pistolero with raj.txt and shoot! Good luck!

(root@kali)-[~]
└─# cat raj.txt
Chandel
Chandel2008
Chandel2009
Chandel2010
Chandel2011
Chandel2012
```


Crafting Wordlists: Pydictor

Pydictor is one of those tools that both novices and pro can appreciate. It is a dictionary-building tool that is great to have in your arsenal when dealing with password strength tests. The tool offers a plethora of features that can be used to create that perfect dictionary for pretty much any kind of testing situation. Here, we defined the base and length as 5 and then create a wordlist. The wordlist contains the numeric up to 5 digits.

🔗 GitHub: [pydictor](#)

Learn More: [Comprehensive Guide on Pydictor – A wordlist Generating Tool](#)

```
(root@kali)-[~/pydictor]
└─# python pydictor.py --len 5 5 -base d -o dict.txt

          PYDICTOR
          2.1.5.3#dev


[+] A total of :100000 lines
[+] Store in   :/root/pydictor/results/dict.txt
[+] Cost      :0.3021 seconds

(root@kali)-[~/pydictor]
└─# head /root/pydictor/results/dict.txt
00000
00001
00002
00003
00004
00005
00006
00007
00008
00009
```

Crafting Wordlists: Bopscrk

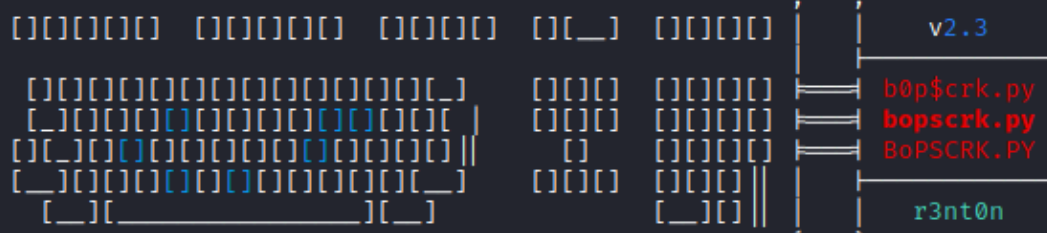
Bopscrk (Before Outset PaSsword CRaCKing) is a tool to generate smart and powerful wordlists for targeted attacks. It is part of Black Arch Linux for as long as we can remember. It introduces personal information related to the target and combines every word and transforms it into possible passwords. It also contains a lyric pass module which allows it to search lyrics related to the favourite artist of the target and then include them into the wordlists.

🔗 GitHub: [Bopscrk](#)



Fields can be left empty. You can use accentuation in your words. If you enable case transforms, won't matter the lower/uppercases in your input. In "others" field (interactive mode), you can write several words comma-separated (e.g.: 2C,Flipper).

For advanced usage and documentation:
<https://github.com/r3nt0n/bopscrk>



```
[?] Passwords min length [4] >>> 4
[?] Password's max length [12] >>> 8
[?] First name >>> raj
[?] Surname >>> chandel
[?] Last name >>>
[?] Birth date (DD/MM/YYYY) >>>
[?] Some other relevant words (comma-separated) >>> ignite
[?] Do you want to make leet transforms? [y/n] >>> n
[?] Do you want to make case transforms? [y/n] >>> y
[?] How much words do you want to combine at most [2] >>>
[?] Artist names to search song lyrics (comma-separated) >>>
[?] Exclude words from other wordlists? >>>
[?] Output file [tmp.txt] >>> dict.txt

[+] Appending words provided (base wordlist length: 3) ...
[+] Creating all possible combinations between words ...
[*] Combining 3 words using 2 words (words produced: 12) ...
[+] Creating extra combinations (separators charset in ./bopscrk.cfg) ...
[+] Applying case transforms to 60 words ...

[+] Time elapsed:      0:00:00
[+] Output file:      dict.txt
[+] Words generated:  531
```

Here, we can see that the wordlist that was crafted from the details that were provided by us is neat and crafter with a high chance to be the actual password of the Raj user.

```
(root@kali)-[~/bopscrk]
└─# cat dict.txt
chandel
ignite
raj.
.raj
raj_
_raj
raj-
-raj
raj$
$raj
raj%
%raj
raj&
&raj
raj#
#raj
raj@
@raj
raj123
123raj
rajxXx
xXxraj
raj!!
!!raj
chandel.
.chandel
chandel_
_chandel
chandel-
```

Crafting Wordlists: BEWGor

For starters, let's begin with the pronunciation. It is pronounced as Booger. I know not easy to wrap your head around it. BEWGor is designed to help with ensuring password security. It is a Python script that prompts the user for biographical data about a person, referred to as the Subject. This data is then used to create likely passwords for that Subject. BEWGor is heavily based on Cupp but they are different in some ways as It presents vastly Increased Information Detail on Main Subject, it includes support for an arbitrary number of family members and pets, Users can use permutations to generate possible passwords. Also, BEWGor can generate huge numbers of passwords, create Upper/Lower/Reverse variations of inputted values, save raw inputted values to a Terms file before variations are generated, set upper and lower limits on output line length, and check that an inputted Birthday is valid. Birthdays must not be the future, a false leap day, June 32nd, etc.

🔗 **GitHub:** [BEWGor – Bull's Eye Wordlist Generator](#)

```

|B|E|W|G|O|R|
|-----|

You will be asked a series of questions about your Subject.
Your answers will be used to generate a wordlist.
The lists are generated using all permutations of inputted numbers and words.

If you are unable or uninterested in providing input for a specific prompt...

    ***ANY PROMPT CAN BE LEFT BLANK BY PRESSING ENTER***

If you do not know how to answer a prompt, more research may be needed.
Use --- http://www.osintframework.com/ --- to find many useful tools.

    ***PAY ATTENTION***

Many prompts include specific details about input - read carefully.
Failing to do so will result in a poor quality wordlist!

Let's begin!

Press enter to continue ...

-----Section A: Main Subject Information-----

> Enter The Main Subject's Full Name, separated by spaces - or as much as you have >:Raj
> Enter Raj's Maiden Name - if applicable >:
For nicknames, think about common name shortenings,
such as 'Michael' into 'Mike'
Also enter usernames and online handles.
> Enter one of Raj's Nicknames or usernames, or simply press enter to move on >:
Be Aware BEWGOR uses DDMM formatting!
Winter Solstice falls on 21/12, 22/12, or 23/12 in this format.
> Enter Raj's Birthday (without year, DDMM) >:
> Enter Raj's Birth year (YYYY) >:2020
Would you like to include Raj's Chinese Zodiac Sign? (Y/N) >:
---Raj's Gender Identity, in all relevant forms---
    MALE and FEMALE are the most commonly identified genders.
    BEWGOR can include (English) synonyms for these two choices if
    they are entered. You may wish to include synonyms in the
    Subject's native language. For example, a Spanish speaker might
    include "chico" in their password. A German speaker may include "Frau"
    Transgendered or transsexual people may identify as male,

```

After working for a while, we see that we have a refined wordlist for the user Raj. It can now be used to bruteforce the credentials of Raj.

```

Computing permutations and writing lines.
This can take a while...

-----

dict.txt has been written.

-----

[BEWGor]
Thank you for using BEWGor!

(root@kali)~/BEWGor
# head dict.txt ←
m
M
r
R
UK
uk
Uk
20
Raj
raj

```

Merging Wordlists: DyMerge

A simple, yet powerful tool – written purely in python – takes given wordlists and merges them into one dynamic dictionary that can then be used as ammunition for a successful dictionary-based (or bruteforce) attack.

🔗 [GitHub: DyMerge – Dynamic Dictionary Merger](#)

Learn More: [Comprehensive Guide on Dymerge](#)

Here, we have two wordlists: 1.txt and 2.txt. Both containing 5 entries each. We will use DyMerge to combine both wordlists.

```
(root@kali)-[~]
└─# cat 1.txt
00001
00002
00003
00004
00005

(root@kali)-[~]
└─# cat 2.txt
00010
00020
00030
00040
00050
```

Running DyMerge, we provide result.txt as the wordlist to be created by merging 1.txt and 2.txt. This can be observed that the result.txt has 10 entries from both of the wordlists.

```
(root@kali)-[~/dymerge]
└─# ./dymerge.py ~/1.txt ~/2.txt -o result.txt
DyMerge 0.2 Nikolaos Kamarinakis (nikolaskama.me)

[+] Starting Dictionary Merge Task
[+] Reading Dictionaries
[+] Merging Dictionaries
[+] Task Successfully Complete
[+] Final Dictionary Saved As → result.txt
Comptional Time Elapsed: 0.018297

(root@kali)-[~/dymerge]
└─# cat result.txt
00001
00002
00003
00004
00005
00010
00020
00030
00040
00050
```

Crafting Wordlists: Mentalist

It is a GUI tool for crafting custom wordlists. It uses common human paradigms for creating password-based wordlists. It can craft the full wordlist with passwords but it can also create rules compatible to be cracked with Hashcat and John the Ripper.

It generates by joining nodes which in turn take a shape of a chain. The initial node in the chain is called the Base Words node. Each base word is then passed to the next node in the chain as

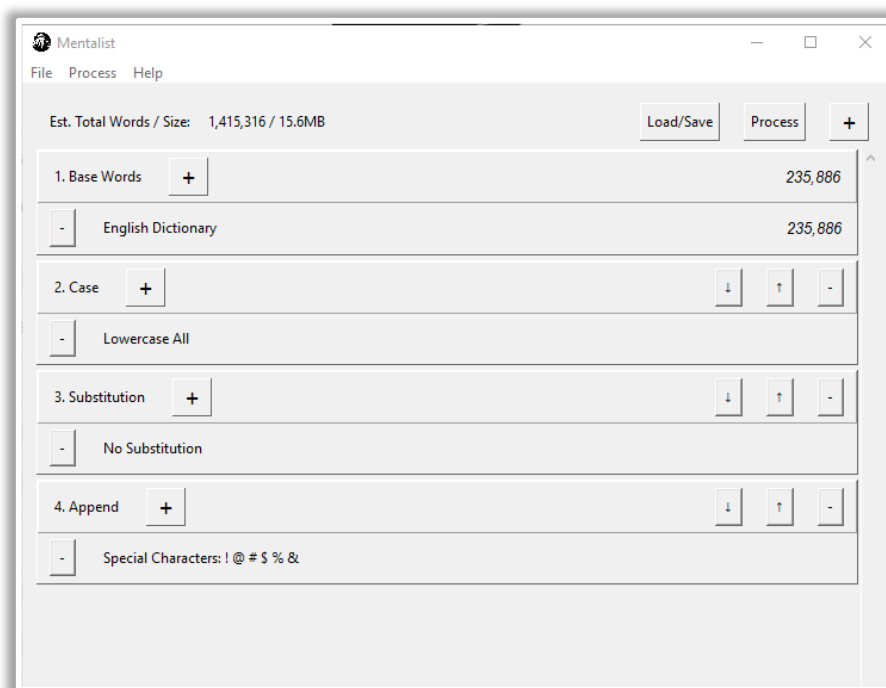
it is processed. That's how the words get modified throughout the wordlists. After working on the chain, it finally writes the result of the chain into the file specified or converts it into the rules as per the user request.

Hashcat/John Rules

For offline cracking, there are times where the full wordlist is too large to output as a whole. In this case, it makes sense to output to rules so that Hashcat or John can programmatically generate the full wordlist. Download the release from GitHub.

GitHub: [Mentalist](#)

We are using Windows OS here to demonstrate the ability of Mentalist. We have chosen the English Dictionary as the Base Words. It calculates that 235,886 possible keywords can be manipulated into the passwords by taking English dictionaries as a base. Then we provide some additional options such as Case and if we want to substitute entries and If we want to add Special Character after each entry.



After running for a while, it has crafted a text file by the name of dict.txt. It contains all the passwords that were possible to craft as per our requirements.

```
PS C:\Users\raj> cd .\Desktop\  
PS C:\Users\raj\Desktop> type .\dict.txt  
a!  
a@  
a#  
a$  
a%  
a&  
a!  
a@  
a#  
a$  
a%  
a&  
aa!  
aa@  
aa#  
aa$  
aa%  
aa&  
aal!  
aal@  
aal#  
aal$  
aal%  
aal&  
aali!  
aali@
```

Conclusion

The point that we are trying to convey through this article is that wordlist is one of the most important assets a penetration tester can have. There are multiple resources to get a wordlist and multiple tools to craft a wordlist of your own. We wanted this article to serve as your go-to guide whenever you are trying to learn or use a wordlist or any of the tools to craft a wordlist.

References

- <https://www.hackingarticles.in/wordlists-for-pentester/>

About Us

“Simple training makes Deep Learning”

“IGNITE” is a worldwide name in the IT field. As we provide high-quality cybersecurity training and consulting services that fulfil students, government and corporate requirements.

We are working towards the vision to “Develop India as a Cyber Secured Country”. With an outreach to over eighty thousand students and over a thousand major colleges, Ignite Technologies stood out to be a trusted brand in the Education and Information Security structure.

We provide training and education in the field of Ethical Hacking & Information Security to the students of schools and colleges along with the corporate world. The training can be provided at the client’s location or even at Ignite’s Training Center.

We have trained over 10,000 + individuals across the globe, ranging from students to security experts from different fields. Our trainers are acknowledged as Security Researcher by the Top Companies like - Facebook, Google, Microsoft, Adobe, Nokia, Paypal, Blackberry, AT&T and many more. Even the trained students are placed into several top MNC's all around the globe. Over with this, we are having International experience of training more than 400+ individuals.

The two brands, Ignite Technologies & Hacking Articles have been collaboratively working for the past 10+ years with more than 100+ security researchers, who themselves have been recognized by several research paper publishing organizations, The Big 4 companies, Bug Bounty research programs and many more.

Along with all these things, all the major certification organizations recommend Ignite's training for its resources and guidance.

Ignite's research had been a part of several global Institutes and colleges, and even a multitude of research papers shares Ignite's researchers in their reference.

What We Offer



Ethical Hacking

The Ethical Hacking course has been structured in such a way that a technical or a non-technical applicant can easily absorb its features and indulge his/her career in the field of IT security.



Bug Bounty 2.0

A bug bounty program is a pact offered by many websites and web developers by which folks can receive appreciation and reimbursement for reporting bugs, especially those affecting to exploits and vulnerabilities.

Over with this training, an individual is thus able to determine and report bugs to the authorized before the general public is aware of them, preventing incidents of widespread abuse.



Network Penetration Testing 2.0

The Network Penetration Testing training will build up the basic as well advance skills of an individual with the concept of Network Security & Organizational Infrastructure. Thereby this course will make the individual stand out of the crowd within just 45 days.



Red Teaming

This training will make you think like an "Adversary" with its systematic structure & real Environment Practice that contains more than 75 practicals on Windows Server 2016 & Windows 10. This course is especially designed for the professionals to enhance their Cyber Security Skills



CTF 2.0

The CTF 2.0 is the latest edition that provides more advance module connecting to real infrastructure organization as well as supporting other students preparing for global certification. This curriculum is very easily designed to allow a fresher or specialist to become familiar with the entire content of the course.



Infrastructure Penetration Testing

This course is designed for Professional and provides an hands-on experience in Vulnerability Assessment Penetration Testing & Secure configuration Testing for Applications Servers, Network Devices, Container and etc.



Digital Forensic

Digital forensics provides a taster in the understanding of how to conduct investigations in order for business and legal audiences to correctly gather and analyze digital evidence.